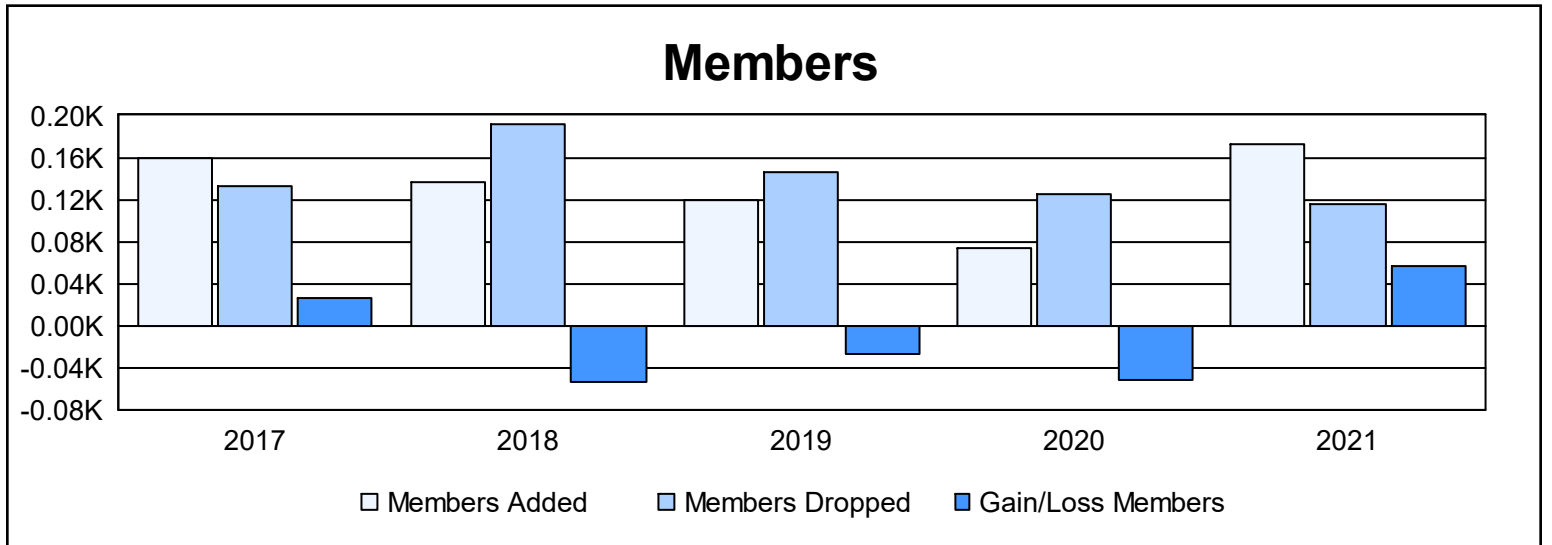
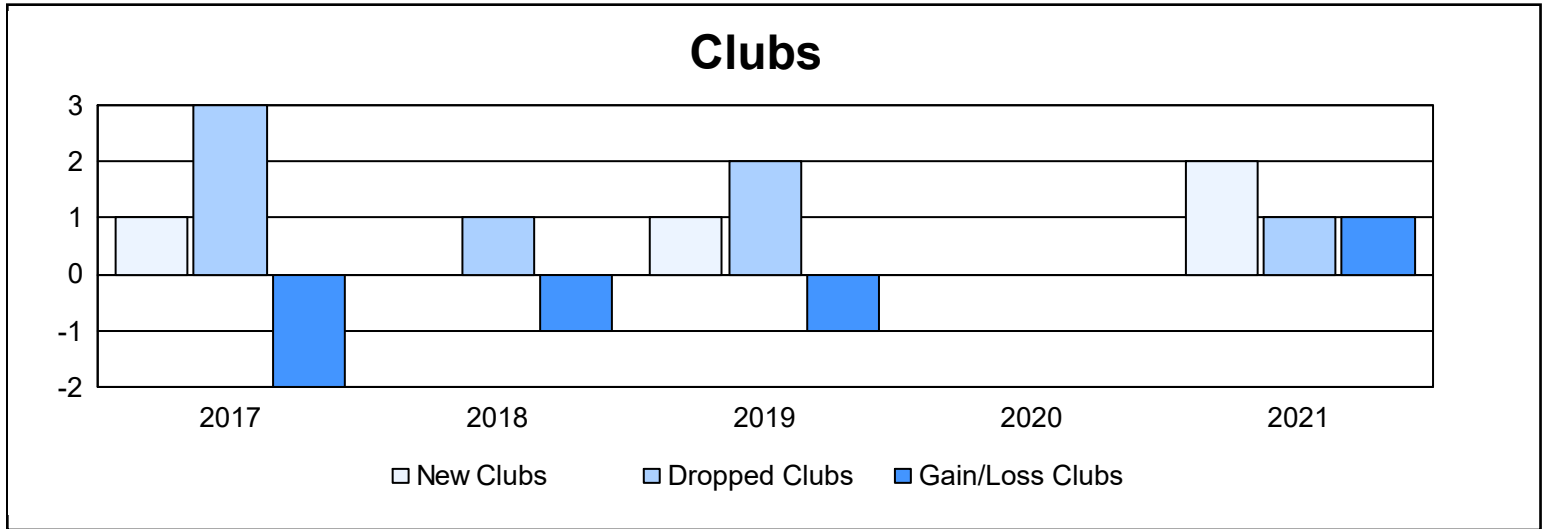
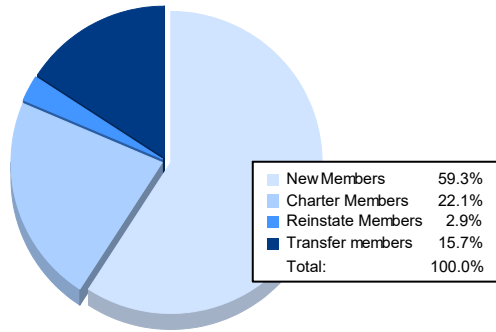


| Year | New Clubs | Dropped Clubs | Gain/ Loss Clubs | New Members | Charter Members | Reinstate Members | Transfer Members | Total Member Added | Total Members Dropped | Gain/ Loss Members |
|----------------|-----------|---------------|------------------|-------------|-----------------|-------------------|------------------|--------------------|-----------------------|--------------------|
| 2016-2017 | 1 | 3 | -2 | 123 | 22 | 7 | 7 | 159 | 133 | 26 |
| 2017-2018 | 0 | 1 | -1 | 109 | 4 | 3 | 21 | 137 | 191 | -54 |
| 2018-2019 | 1 | 2 | -1 | 82 | 24 | 8 | 5 | 119 | 146 | -27 |
| 2019-2020 | 0 | 0 | 0 | 55 | 1 | 5 | 13 | 74 | 125 | -51 |
| 2020-2021 | 2 | 1 | 1 | 102 | 38 | 5 | 27 | 172 | 115 | 57 |
| Average | 1 | 1 | -1 | 94 | 18 | 6 | 15 | 132 | 142 | -10 |



Membership Composition June 2021 Cumulative



Gender Composition June 2021 Cumulative

